



BSM & RCTA

OWNERS MANUAL

BLIND SPOT MONITORING (BSM) & REAR CROSSING TRAFFIC ALERT (RCTA)

Please read this manual for proper operation and keep it for future reference.



TABLE OF CONTENTS

BSM & RCTA

Section	Title	Page
1.0	Statements & Declarations	
1.1	Warning	1
2.0	Intoduction to BSM and RCTA	
2	Introduction to BSM and RCTA	2
3.0	BSM Features	
3	BSM Features	3
4.0	Precautionary for BSM	
4.1	Conditions where BSM may not detect	4
4.2	Conditions where BSM may not inaccurate	4
5.0	Rear Crossing Traffic Alert (RCTA) Features	
5.0	Rear Crossing Traffic Alert (RCTA) Features	5
6.0	Precautionary for RCTA	
6.1	Conditions where RCTA may not detect	6
6.2	Simple Troubleshooting	7

Please read this manual for proper operation and keep it for future reference.



SECTION 1.0

Statements & Declarations

1.1 Safety Instructions

Warning

- ⚠ Failure to read and follow these warnings and instructions may result in a serious accident, including damaged property, serious injuries or fatality.

- ⚠ The Blind Spot Monitor (BSM) and Rear Cross Traffic Alert (RCTA) system is not a replacement for proper driving procedure and is not designed to prevent collision with vehicles or object.

- ⚠ Do not solely rely on BSM and RCTA system. The BSM and RCTA system may not be able to detect fast moving vehicles or objects and may cause delayed warnings or none at all.




SECTION 2.0

Introduction to BSM and RCTA

2.0 Introduction to BSM and RCTA

- a. The Blind Spot Monitor (BSM) is a driver aid that assists the driver to make safer decisions when changing lanes.
- b. The Rear Cross Traffic Alert (RCTA) is a driver aid that assists the driver to make safer decisions when reversing the vehicle.
- c. The BSM and RCTA uses the same radar sensors installed in the rear bumper to detect other vehicles approaching user's vehicle at adjacent lanes.
- d. There are LED indicator icons located at the left hand and right hand side mirrors of the vehicle (see following picture).
- e. The LED indicator icons functions to notify driver of an incoming vehicle or object within the range of detection.
- f. When vehicle engine is started, the LED indicator icons on side mirrors will light up for 2 seconds and a beep alert sound.



NOTE: Image is for illustration purpose only. Actual product may vary based on respective model.

WARNING

- > Please ensure vehicle rear bumper is always kept clean in order for the sensors to work best.
- > LED indicator icons may be difficult to be seen under bright sunlight. Pay full attention on road while driving.

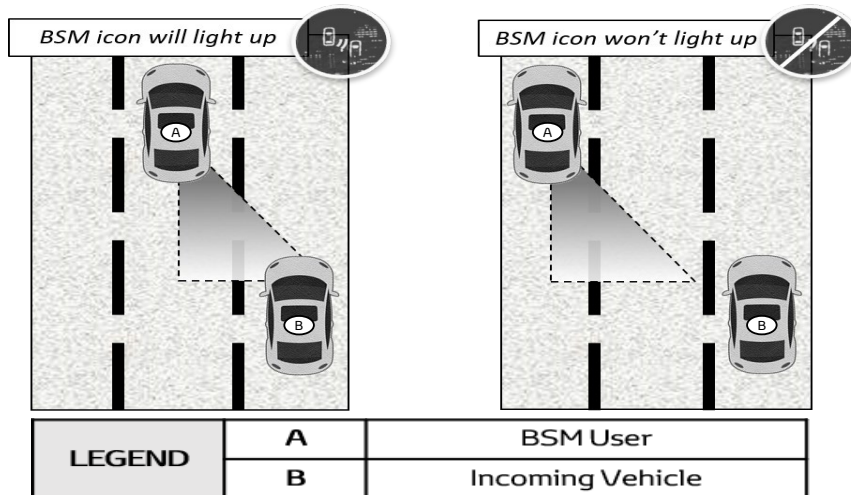


SECTION 3.0

BSM Features

3.0 BSM Features

- a. BSM primary function is Lane Change Assist (LCA); activated when driver is driving more than the speed of 16km/h.
- b. Icon on side mirrors will lit up when the radar detects any vehicle approaching on the respective adjacent lane (see picture).
- c. When the driver turns ON left/right signal to indicate lane change, the LED indicator icon will light up and blink rapidly if there is an approaching vehicle is detected within the range of radar.



WARNING

- > This LCA provides no support for the areas adjacent to the user's vehicle. This system may not provide adequate warning for very fast moving vehicles approaching from the rear.
- > The driver is solely responsible for safe driving. Always drive safely; stay aware and constantly observe surroundings.
- > According to conditions, the system may not function correctly therefore the driver's own visual confirmation of safety is necessary.
- > LED indicator icons may be difficult to be seen under bright sunlight.



SECTION 4.0

Precautionary for BSM

4.1 Conditions where BSM may not detect

- Pedestrians, bicycles, small motorcycles or animals.
- Vehicle travelling in the opposite direction.
- Vehicle travelling two lanes away from user's vehicle.
- Vehicle which user's vehicle had overtaken.
- When mud, stickers, etc. is covering the sensor or attached to the rear bumper.
- When vehicle lanes are wide, and the vehicle in the next lane is too far away from your vehicle.

4.2 Conditions where BSM may be inaccurate

- When under severe weather conditioning. Example: rain, fog, haze etc.
- When vehicle lanes are narrow and a vehicle driving 2 lanes away from your vehicle enters the detection area.
- When driving up and down consecutive steep inclines, such as hills, dips in the roads, etc.
- When driving on roads with sharp bends, consecutive curves or uneven surfaces.

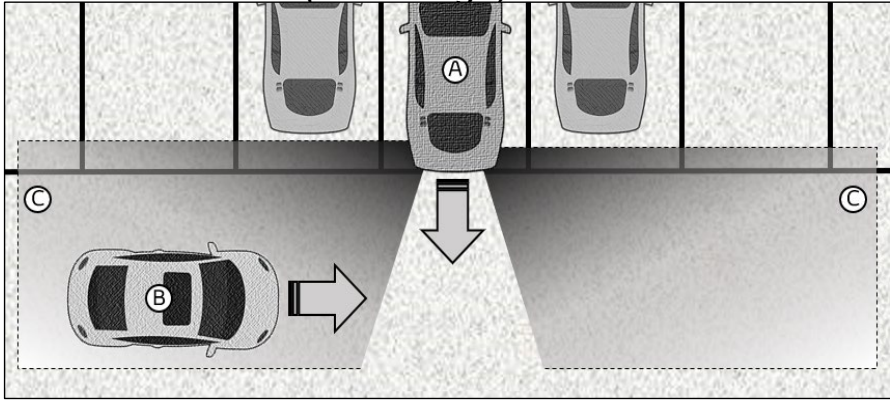


SECTION 5.0

Rear Cross Traffic Alert (RCTA) Features

5.0 Rear Cross Traffic Alert (RCTA) Features

- I. Rear Cross Traffic Alert (RCTA) function is activated upon engaging the Reverse gear within range of 0 to 5km/h.
- II. Detection speed of a moving object has to be in the range of 5 to 12 km/h to be detected by radar.
- III. LED indicator icon located on side mirror will blink rapidly along with sound alerts when the radar detects any objects crossing behind the driver's vehicle (see image).



LEGEND	A	RCTA User
	B	Incoming Vehicle
	C	Detection Areas

WARNING

- > The RCTA function is only supplementary function which alerts the driver that a vehicle is approaching from the right or left at the rear of the vehicle. As the RCTA function may not function correctly under certain conditions, the driver's own visual confirmation of safety is necessary. Over reliance on this function may lead to an accident resulting serious injuries or fatality.
- > LED indicator icons may be difficult to be seen under bright sunlight. Pay attention on surroundings when reversing.
- > RCTA sound alerts may be difficult to hear over loud noises such as high audio volume.



SECTION 6.0

Precautionary for RCTA

6.1 Conditions where RCTA may not detect

- Pedestrians, bicycles, small motorcycles or animals
- Vehicles approaching directly from behind.
- When vehicle approaching at high speed (more than 12km/h)
- When mud, stickers, etc. is covering the sensor or attached to the rear bumper.
- Guardrails, walls, road signs, parked vehicles, and similar stationary objects.
- Vehicles moving away from user's vehicle when gear was just engaged to Reverse (R).
- Vehicles approaching or backing up from the parking spaces next to user's vehicle.



SECTION 6.0

Precautionary for RCTA

6.2 Simple Troubleshooting

- When under severe weather conditioning. Example: rain, fog, haze etc.
- When the vehicle is reversing at high speed.
- When the parking space faces a street and vehicles are constantly passing by the street (*see picture*).

